

# On-Road Usage and Performance Summary for 2013 Ford C-Max SE VIN 5138

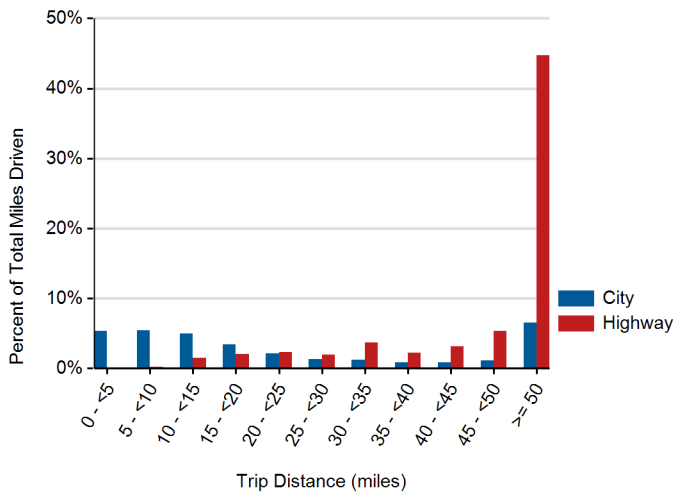
Reporting Period: January 2014 through April 2016

## Usage and Performance Statistics<sup>1</sup>

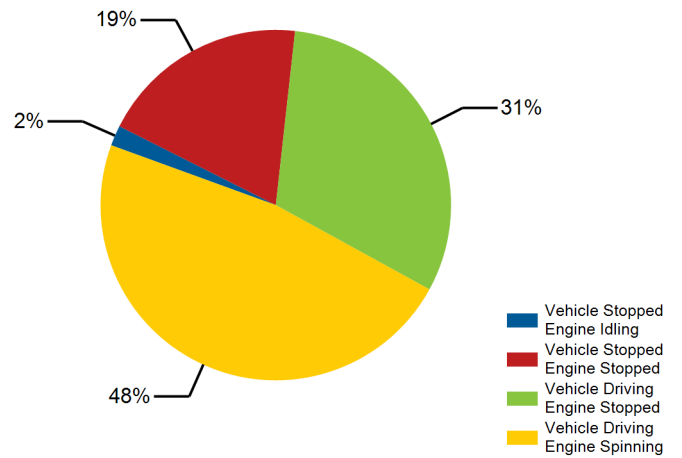
Overall gasoline fuel economy (mpg)	43
Total distance driven (mi)	145,727
Average trip distance (mi)	16.9
Percent of miles city   highway <sup>2</sup>	33%   67%
Average ambient temperature (deg F)	81.5
Percent of time driven with air conditioning selected	91%



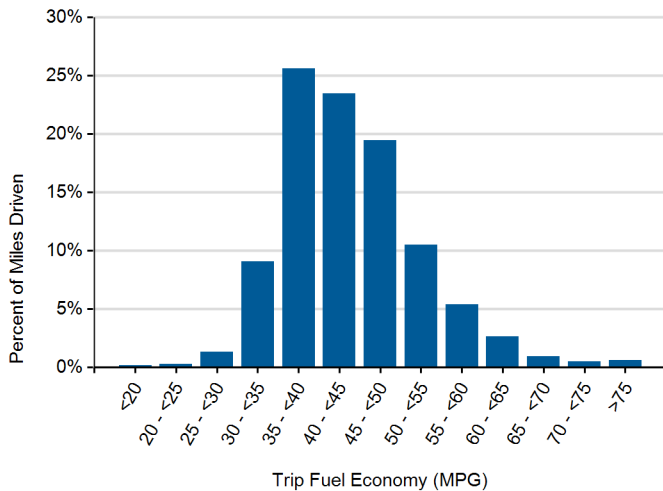
Distribution of Trip Distance by Trip Type<sup>1</sup>



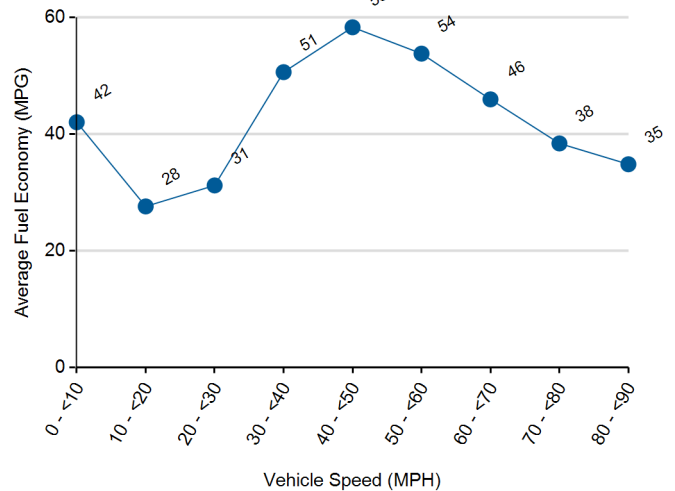
Percent of Drive Time by Operating Mode<sup>1</sup>



Distribution of Trip Fuel Economy<sup>1</sup>



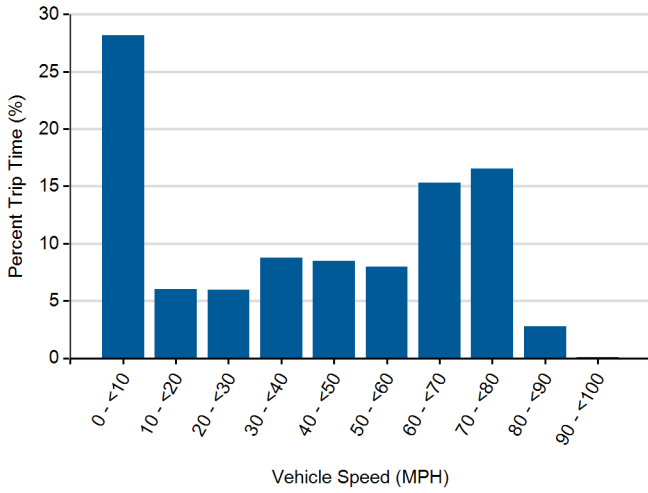
Average Fuel Economy at Speed<sup>1</sup>



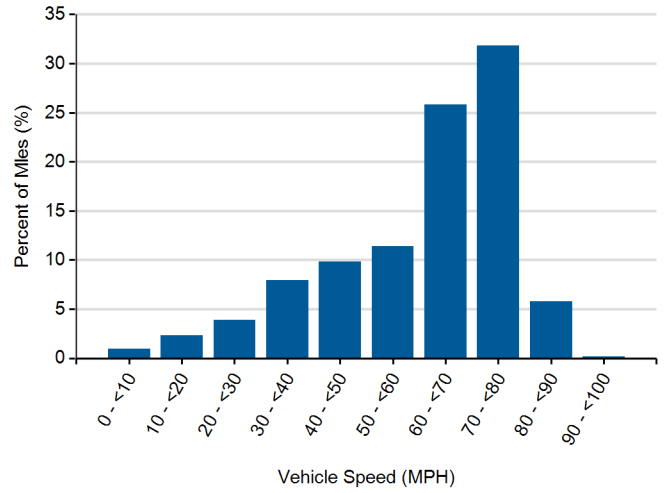
1. Calculated from on-board electronic data logged over 145,727 miles, which may be a subset of total lifetime miles driven.

2. Calculated based upon trip average driving speed per SAE J2841.

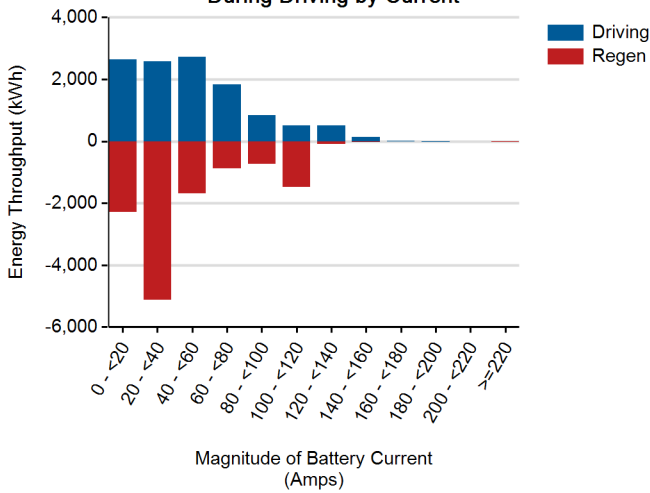
Distribution of Driving Time by Vehicle Speed<sup>1</sup>



Distribution of Driving Distance by Vehicle Speed<sup>1</sup>



Battery Energy Throughput During Driving by Current<sup>1</sup>



Battery Energy Throughput During Driving by Pack Temperature<sup>1</sup>

