

# EV Project Nissan Leaf Vehicle Summary Report



Region: ALL

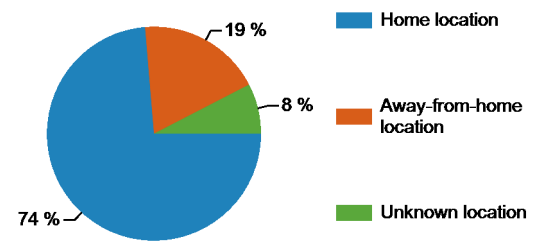
Number of vehicles: 2987

Reporting period: January 2012 through March 2012

## Vehicle Usage

Number of trips <sup>1</sup>	773,602
Total distance traveled (mi)	5,558,155
Avg trip distance (mi)	7.2
Avg distance traveled per day when the vehicle was driven (mi)	30.2
Avg number of trips between charging events	3.8
Avg distance traveled between charging events (mi)	27.4
Avg number of charging events per day when the vehicle was driven	1.1

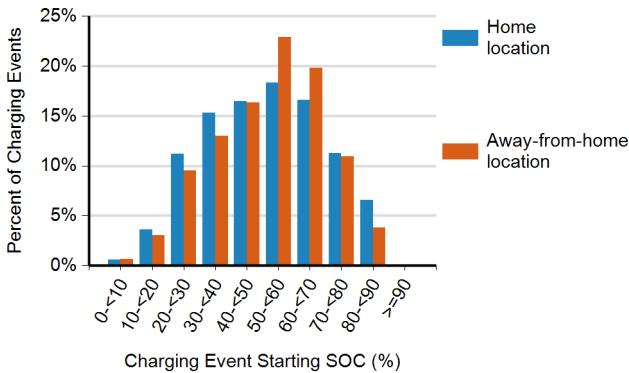
Frequency of Charging by Charging Location



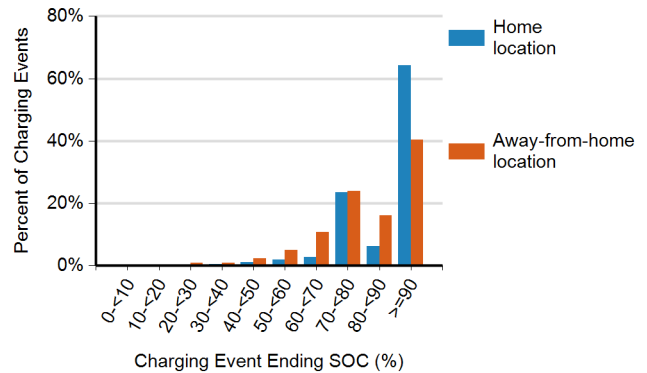
## Charging Location and Type

	Home charging location <sup>2</sup>	Away-from-home charging locations <sup>3</sup>	Unknown charging locations <sup>4</sup>
Number of charging events	149,679	38,087	15,402
Percent of all charging events	74%	19%	8%

Battery State of Charge (SOC) at the Start of Charging Events



Battery State of Charge (SOC) at the End of Charging Events



1 A trip is defined as all the driving done between consecutive "key-on" and "key-off" events when some distance was traveled.

2 Charging events at the "home charging location" refer to charging events performed at the location where the vehicle owner's home charging unit is installed.

3 Charging events at "away-from-home charging locations" refer to charging events performed at any location other than the vehicle's "home charging location."

4 Charging events at "unknown charging locations" were performed when the vehicle's location relative to its "home charging location" is not known, due to GPS data anomalies.

# EV Project Nissan Leaf Vehicle Summary Report



Region: Phoenix, AZ Metropolitan Area

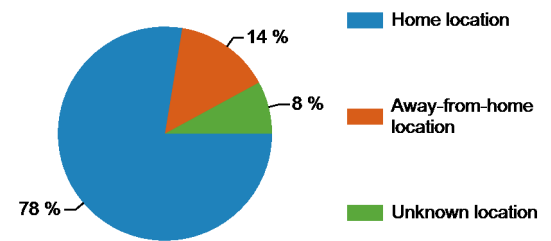
Number of vehicles: 177

Reporting period: January 2012 through March 2012

## Vehicle Usage

Number of trips <sup>1</sup>	49,273
Total distance traveled (mi)	370,891
Avg trip distance (mi)	7.5
Avg distance traveled per day when the vehicle was driven (mi)	33.4
Avg number of trips between charging events	3.8
Avg distance traveled between charging events (mi)	28.8
Avg number of charging events per day when the vehicle was driven	1.2

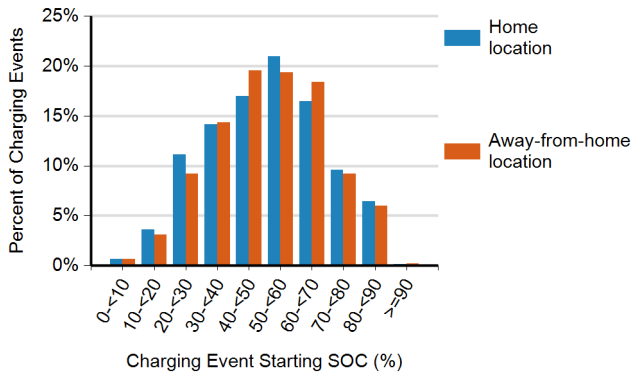
Frequency of Charging by Charging Location



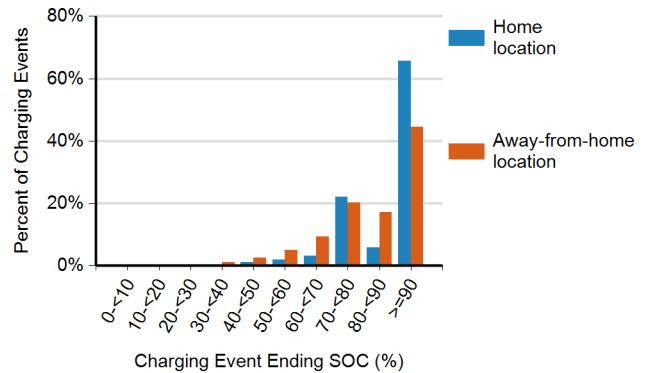
## Charging Location and Type

	Home charging location <sup>2</sup>	Away-from-home charging locations <sup>3</sup>	Unknown charging locations <sup>4</sup>
Number of charging events	9,983	1,864	1,019
Percent of all charging events	78%	14%	8%

Battery State of Charge (SOC) at the Start of Charging Events



Battery State of Charge (SOC) at the End of Charging Events



1 A trip is defined as all the driving done between consecutive "key-on" and "key-off" events when some distance was traveled.

2 Charging events at the "home charging location" refer to charging events performed at the location where the vehicle owner's home charging unit is installed.

3 Charging events at "away-from-home charging locations" refer to charging events performed at any location other than the vehicle's "home charging location."

4 Charging events at "unknown charging locations" were performed when the vehicle's location relative to its "home charging location" is not known, due to GPS data anomalies.

# EV Project Nissan Leaf Vehicle Summary Report



Region: Tucson, AZ Metropolitan Area

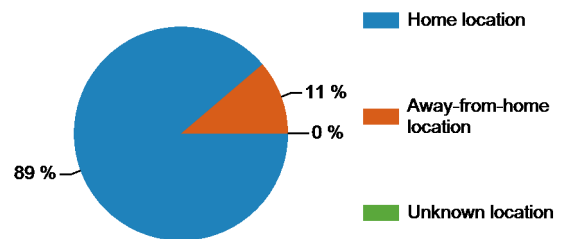
Number of vehicles: 52

Reporting period: January 2012 through March 2012

## Vehicle Usage

Number of trips <sup>1</sup>	15,009
Total distance traveled (mi)	93,932
Avg trip distance (mi)	6.3
Avg distance traveled per day when the vehicle was driven (mi)	28.2
Avg number of trips between charging events	4.3
Avg distance traveled between charging events (mi)	26.6
Avg number of charging events per day when the vehicle was driven	1.1

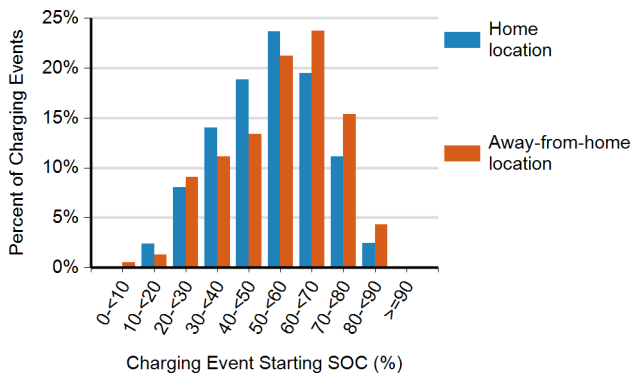
Frequency of Charging by Charging Location



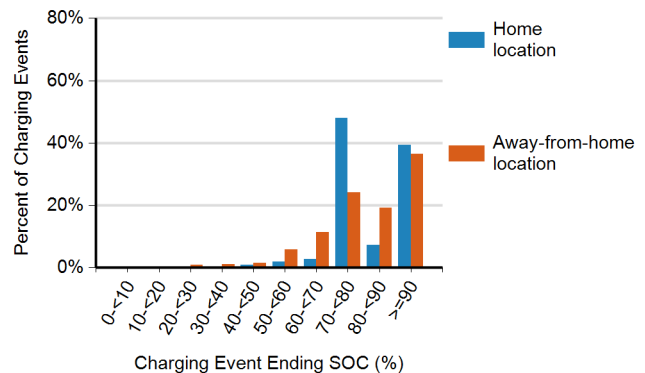
## Charging Location and Type

	Home charging location <sup>2</sup>	Away-from-home charging locations <sup>3</sup>	Unknown charging locations <sup>4</sup>
Number of charging events	3,132	396	0
Percent of all charging events	89%	11%	0%

Battery State of Charge (SOC) at the Start of Charging Events



Battery State of Charge (SOC) at the End of Charging Events



1 A trip is defined as all the driving done between consecutive "key-on" and "key-off" events when some distance was traveled.

2 Charging events at the "home charging location" refer to charging events performed at the location where the vehicle owner's home charging unit is installed.

3 Charging events at "away-from-home charging locations" refer to charging events performed at any location other than the vehicle's "home charging location."

4 Charging events at "unknown charging locations" were performed when the vehicle's location relative to its "home charging location" is not known, due to GPS data anomalies.

# EV Project Nissan Leaf Vehicle Summary Report



Region: Los Angeles, CA Metropolitan Area

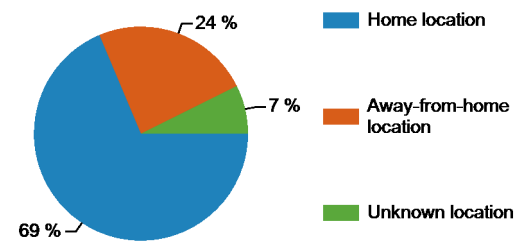
Number of vehicles: 278

Reporting period: January 2012 through March 2012

## Vehicle Usage

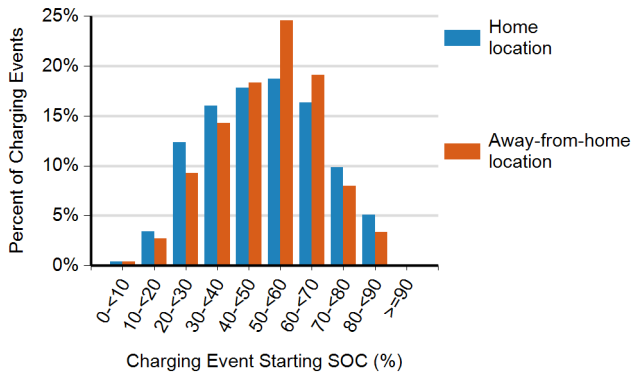
Number of trips <sup>1</sup>	67,292
Total distance traveled (mi)	483,628
Avg trip distance (mi)	7.2
Avg distance traveled per day when the vehicle was driven (mi)	29.3
Avg number of trips between charging events	3.9
Avg distance traveled between charging events (mi)	28.1
Avg number of charging events per day when the vehicle was driven	1.0

Frequency of Charging by Charging Location

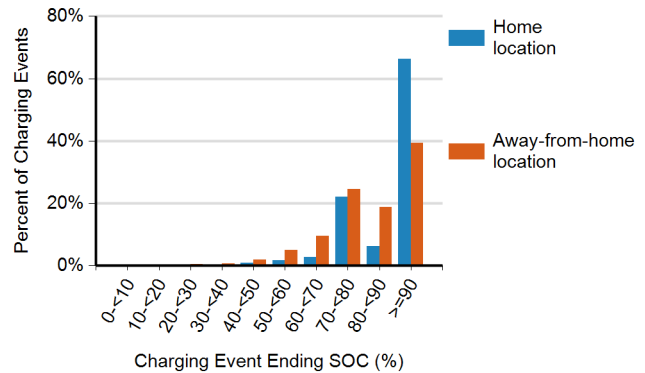


Charging Location and Type	Home charging location <sup>2</sup>	Away-from-home charging locations <sup>3</sup>	Unknown charging locations <sup>4</sup>
Number of charging events	11,830	4,134	1,265
Percent of all charging events	69%	24%	7%

Battery State of Charge (SOC) at the Start of Charging Events



Battery State of Charge (SOC) at the End of Charging Events



1 A trip is defined as all the driving done between consecutive "key-on" and "key-off" events when some distance was traveled.

2 Charging events at the "home charging location" refer to charging events performed at the location where the vehicle owner's home charging unit is installed.

3 Charging events at "away-from-home charging locations" refer to charging events performed at any location other than the vehicle's "home charging location."

4 Charging events at "unknown charging locations" were performed when the vehicle's location relative to its "home charging location" is not known, due to GPS data anomalies.

# EV Project Nissan Leaf Vehicle Summary Report



Region: San Diego, CA Metropolitan Area

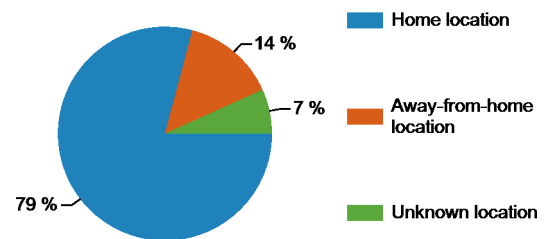
Number of vehicles: 475

Reporting period: January 2012 through March 2012

## Vehicle Usage

Number of trips <sup>1</sup>	130,840
Total distance traveled (mi)	916,121
Avg trip distance (mi)	7.0
Avg distance traveled per day when the vehicle was driven (mi)	30.4
Avg number of trips between charging events	4.1
Avg distance traveled between charging events (mi)	28.9
Avg number of charging events per day when the vehicle was driven	1.1

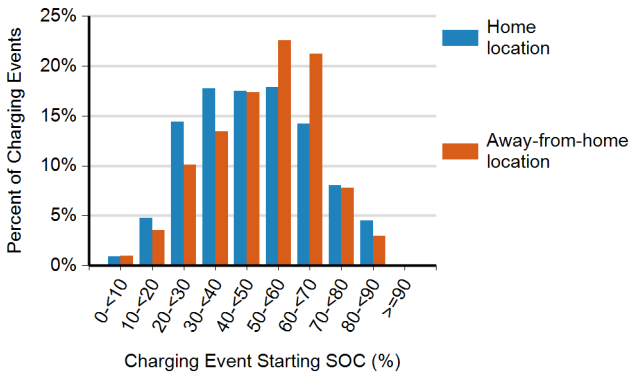
Frequency of Charging by Charging Location



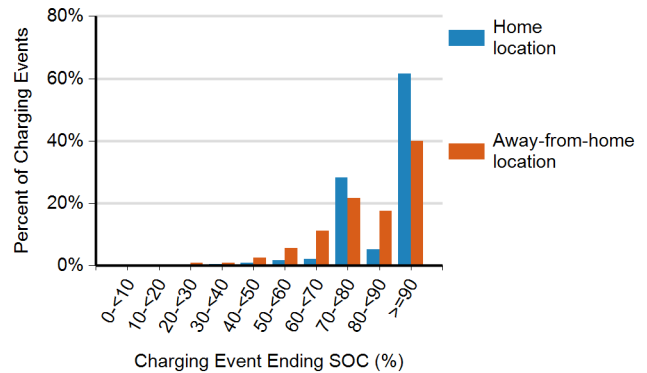
## Charging Location and Type

	Home charging location <sup>2</sup>	Away-from-home charging locations <sup>3</sup>	Unknown charging locations <sup>4</sup>
Number of charging events	25,072	4,477	2,134
Percent of all charging events	79%	14%	7%

Battery State of Charge (SOC) at the Start of Charging Events



Battery State of Charge (SOC) at the End of Charging Events



1 A trip is defined as all the driving done between consecutive "key-on" and "key-off" events when some distance was traveled.

2 Charging events at the "home charging location" refer to charging events performed at the location where the vehicle owner's home charging unit is installed.

3 Charging events at "away-from-home charging locations" refer to charging events performed at any location other than the vehicle's "home charging location."

4 Charging events at "unknown charging locations" were performed when the vehicle's location relative to its "home charging location" is not known, due to GPS data anomalies.

# EV Project Nissan Leaf Vehicle Summary Report



Region: San Francisco, CA Metropolitan Area

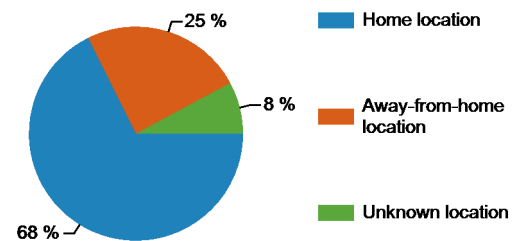
Number of vehicles: 880

Reporting period: January 2012 through March 2012

## Vehicle Usage

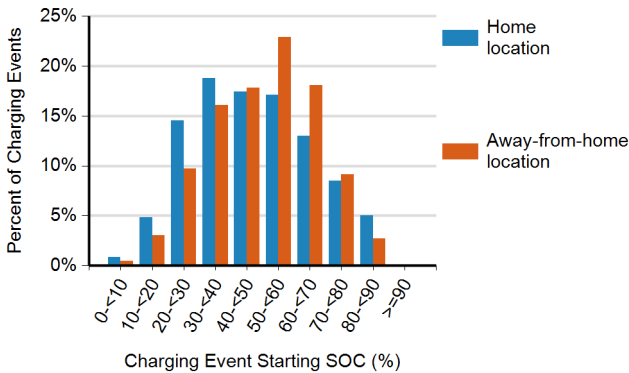
Number of trips <sup>1</sup>	210,786
Total distance traveled (mi)	1,650,816
Avg trip distance (mi)	7.8
Avg distance traveled per day when the vehicle was driven (mi)	31.1
Avg number of trips between charging events	3.8
Avg distance traveled between charging events (mi)	29.5
Avg number of charging events per day when the vehicle was driven	1.1

Frequency of Charging by Charging Location

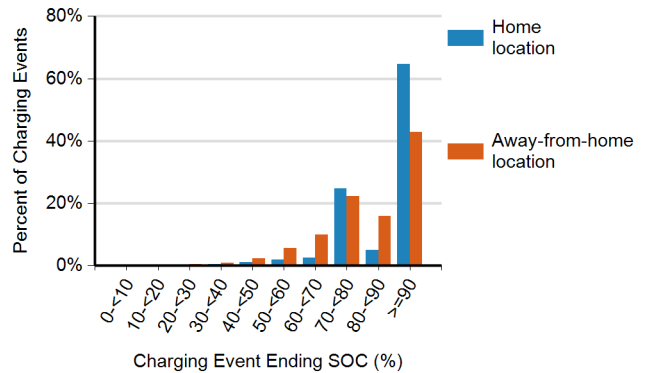


Charging Location and Type	Home charging location <sup>2</sup>	Away-from-home charging locations <sup>3</sup>	Unknown charging locations <sup>4</sup>
Number of charging events	37,831	13,714	4,388
Percent of all charging events	68%	25%	8%

Battery State of Charge (SOC) at the Start of Charging Events



Battery State of Charge (SOC) at the End of Charging Events



1 A trip is defined as all the driving done between consecutive "key-on" and "key-off" events when some distance was traveled.

2 Charging events at the "home charging location" refer to charging events performed at the location where the vehicle owner's home charging unit is installed.

3 Charging events at "away-from-home charging locations" refer to charging events performed at any location other than the vehicle's "home charging location."

4 Charging events at "unknown charging locations" were performed when the vehicle's location relative to its "home charging location" is not known, due to GPS data anomalies.

# EV Project Nissan Leaf Vehicle Summary Report



Region: Oregon

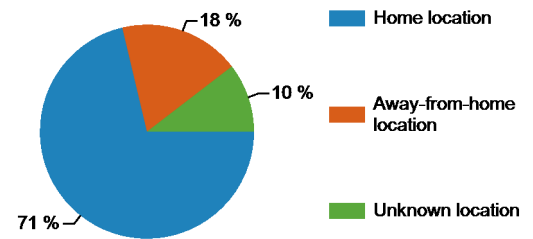
Number of vehicles: 280

Reporting period: January 2012 through March 2012

## Vehicle Usage

Number of trips <sup>1</sup>	77,071
Total distance traveled (mi)	480,309
Avg trip distance (mi)	6.2
Avg distance traveled per day when the vehicle was driven (mi)	27.1
Avg number of trips between charging events	3.8
Avg distance traveled between charging events (mi)	23.4
Avg number of charging events per day when the vehicle was driven	1.2

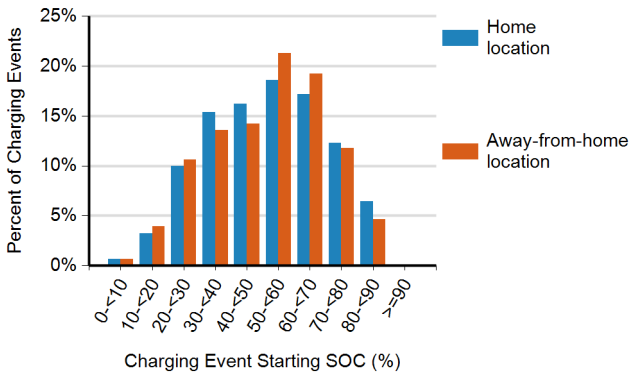
Frequency of Charging by Charging Location



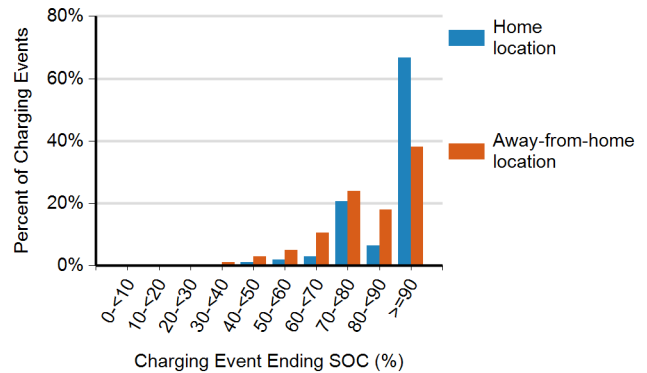
## Charging Location and Type

	Home charging location <sup>2</sup>	Away-from-home charging locations <sup>3</sup>	Unknown charging locations <sup>4</sup>
Number of charging events	14,607	3,745	2,136
Percent of all charging events	71%	18%	10%

Battery State of Charge (SOC) at the Start of Charging Events



Battery State of Charge (SOC) at the End of Charging Events



1 A trip is defined as all the driving done between consecutive "key-on" and "key-off" events when some distance was traveled.

2 Charging events at the "home charging location" refer to charging events performed at the location where the vehicle owner's home charging unit is installed.

3 Charging events at "away-from-home charging locations" refer to charging events performed at any location other than the vehicle's "home charging location."

4 Charging events at "unknown charging locations" were performed when the vehicle's location relative to its "home charging location" is not known, due to GPS data anomalies.

# EV Project Nissan Leaf Vehicle Summary Report



Region: Chattanooga, TN Metropolitan Area

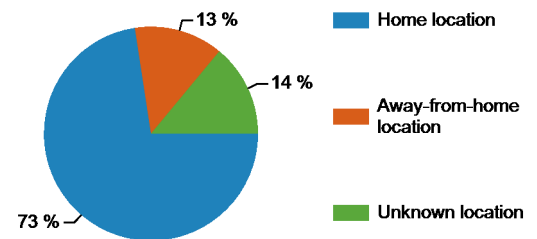
Number of vehicles: 32

Reporting period: January 2012 through March 2012

## Vehicle Usage

Number of trips <sup>1</sup>	9,018
Total distance traveled (mi)	72,751
Avg trip distance (mi)	8.1
Avg distance traveled per day when the vehicle was driven (mi)	34.0
Avg number of trips between charging events	3.6
Avg distance traveled between charging events (mi)	28.7
Avg number of charging events per day when the vehicle was driven	1.2

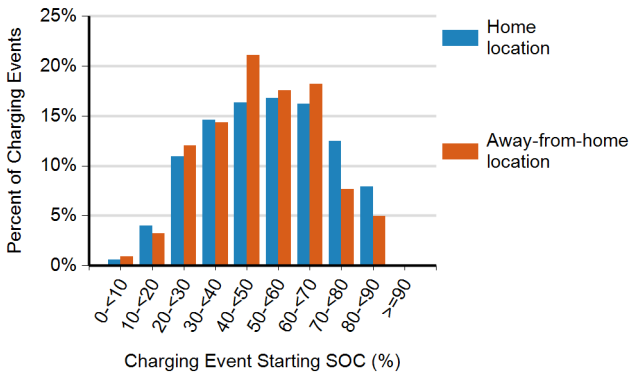
Frequency of Charging by Charging Location



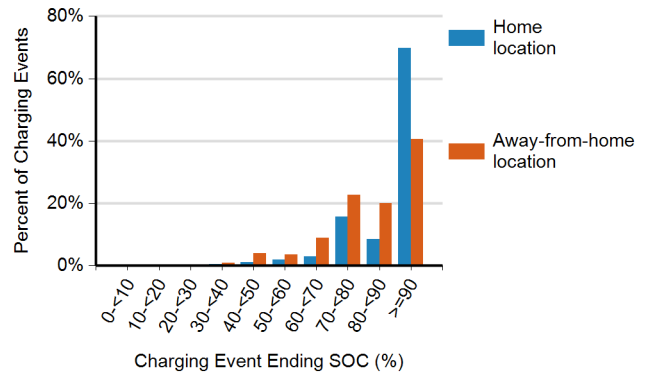
## Charging Location and Type

	Home charging location <sup>2</sup>	Away-from-home charging locations <sup>3</sup>	Unknown charging locations <sup>4</sup>
Number of charging events	1,843	341	355
Percent of all charging events	73%	13%	14%

Battery State of Charge (SOC) at the Start of Charging Events



Battery State of Charge (SOC) at the End of Charging Events



1 A trip is defined as all the driving done between consecutive "key-on" and "key-off" events when some distance was traveled.

2 Charging events at the "home charging location" refer to charging events performed at the location where the vehicle owner's home charging unit is installed.

3 Charging events at "away-from-home charging locations" refer to charging events performed at any location other than the vehicle's "home charging location."

4 Charging events at "unknown charging locations" were performed when the vehicle's location relative to its "home charging location" is not known, due to GPS data anomalies.



# EV Project Nissan Leaf Vehicle Summary Report



Region: Knoxville, TN Metropolitan Area

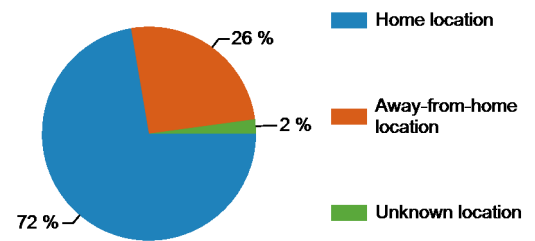
Number of vehicles: 61

Reporting period: January 2012 through March 2012

## Vehicle Usage

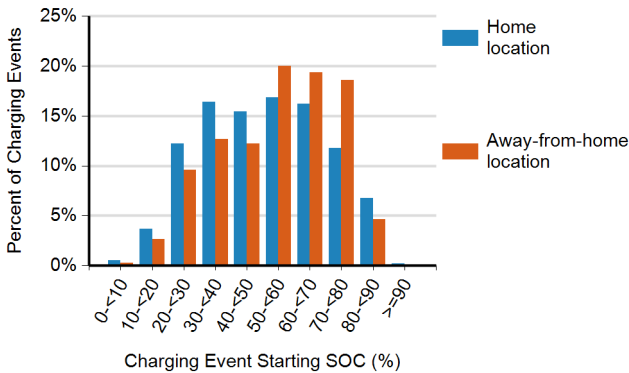
Number of trips <sup>1</sup>	16,898
Total distance traveled (mi)	130,913
Avg trip distance (mi)	7.7
Avg distance traveled per day when the vehicle was driven (mi)	34.0
Avg number of trips between charging events	3.6
Avg distance traveled between charging events (mi)	27.6
Avg number of charging events per day when the vehicle was driven	1.2

Frequency of Charging by Charging Location

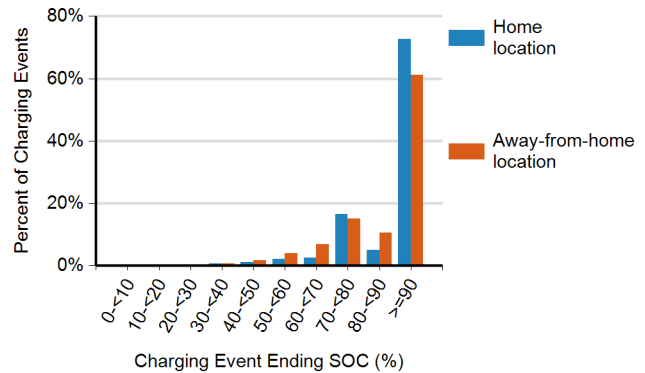


Charging Location and Type	Home charging location <sup>2</sup>	Away-from-home charging locations <sup>3</sup>	Unknown charging locations <sup>4</sup>
Number of charging events	3,428	1,210	102
Percent of all charging events	72%	26%	2%

Battery State of Charge (SOC) at the Start of Charging Events



Battery State of Charge (SOC) at the End of Charging Events



1 A trip is defined as all the driving done between consecutive "key-on" and "key-off" events when some distance was traveled.

2 Charging events at the "home charging location" refer to charging events performed at the location where the vehicle owner's home charging unit is installed.

3 Charging events at "away-from-home charging locations" refer to charging events performed at any location other than the vehicle's "home charging location."

4 Charging events at "unknown charging locations" were performed when the vehicle's location relative to its "home charging location" is not known, due to GPS data anomalies.

# EV Project Nissan Leaf Vehicle Summary Report



Region: Memphis, TN Metropolitan Area

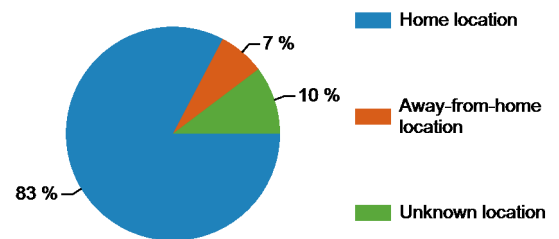
Number of vehicles: 19

Reporting period: January 2012 through March 2012

## Vehicle Usage

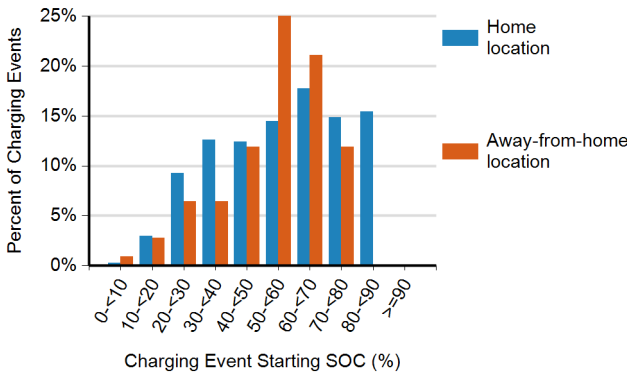
Number of trips <sup>1</sup>	5,946
Total distance traveled (mi)	37,404
Avg trip distance (mi)	6.3
Avg distance traveled per day when the vehicle was driven (mi)	32.9
Avg number of trips between charging events	3.8
Avg distance traveled between charging events (mi)	24.1
Avg number of charging events per day when the vehicle was driven	1.4

Frequency of Charging by Charging Location

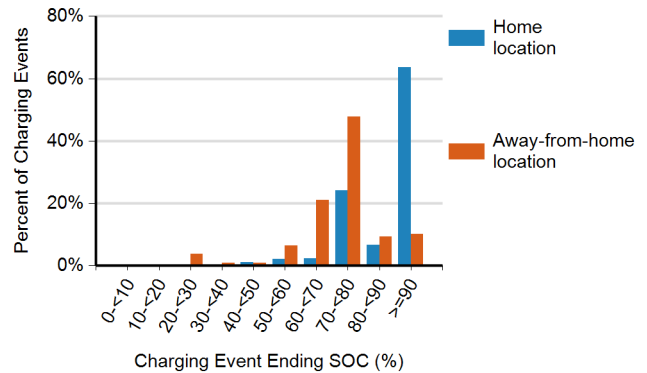


Charging Location and Type	Home charging location <sup>2</sup>	Away-from-home charging locations <sup>3</sup>	Unknown charging locations <sup>4</sup>
Number of charging events	1,286	109	160
Percent of all charging events	83%	7%	10%

Battery State of Charge (SOC) at the Start of Charging Events



Battery State of Charge (SOC) at the End of Charging Events



1 A trip is defined as all the driving done between consecutive "key-on" and "key-off" events when some distance was traveled.

2 Charging events at the "home charging location" refer to charging events performed at the location where the vehicle owner's home charging unit is installed.

3 Charging events at "away-from-home charging locations" refer to charging events performed at any location other than the vehicle's "home charging location."

4 Charging events at "unknown charging locations" were performed when the vehicle's location relative to its "home charging location" is not known, due to GPS data anomalies.

# EV Project Nissan Leaf Vehicle Summary Report



Region: Nashville, TN Metropolitan Area

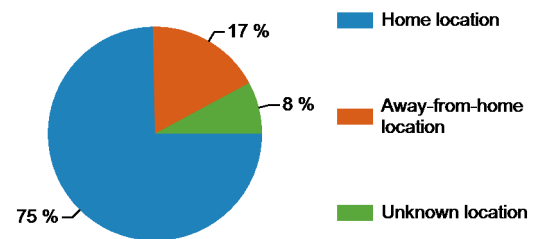
Number of vehicles: 253

Reporting period: January 2012 through March 2012

## Vehicle Usage

Number of trips <sup>1</sup>	72,920
Total distance traveled (mi)	541,136
Avg trip distance (mi)	7.4
Avg distance traveled per day when the vehicle was driven (mi)	32.5
Avg number of trips between charging events	3.7
Avg distance traveled between charging events (mi)	27.7
Avg number of charging events per day when the vehicle was driven	1.2

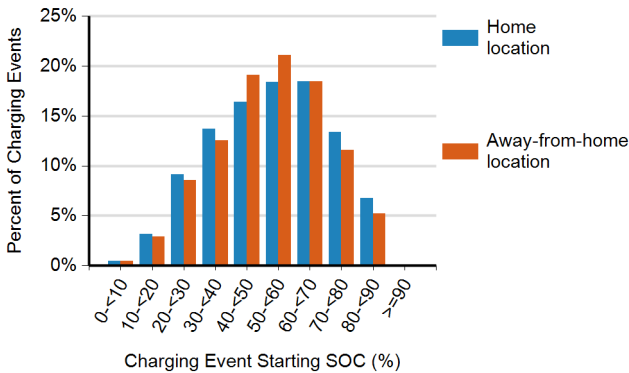
Frequency of Charging by Charging Location



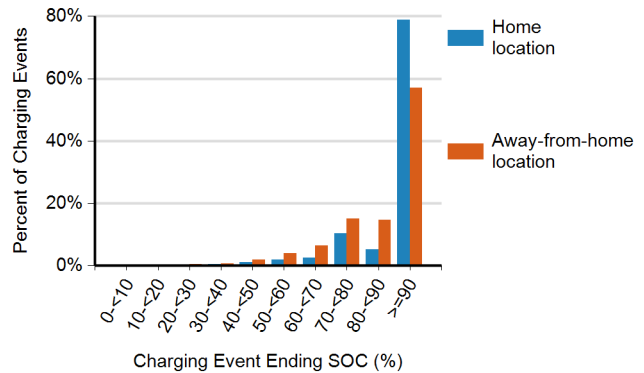
## Charging Location and Type

	Home charging location <sup>2</sup>	Away-from-home charging locations <sup>3</sup>	Unknown charging locations <sup>4</sup>
Number of charging events	14,607	3,417	1,537
Percent of all charging events	75%	17%	8%

Battery State of Charge (SOC) at the Start of Charging Events



Battery State of Charge (SOC) at the End of Charging Events



1 A trip is defined as all the driving done between consecutive "key-on" and "key-off" events when some distance was traveled.

2 Charging events at the "home charging location" refer to charging events performed at the location where the vehicle owner's home charging unit is installed.

3 Charging events at "away-from-home charging locations" refer to charging events performed at any location other than the vehicle's "home charging location."

4 Charging events at "unknown charging locations" were performed when the vehicle's location relative to its "home charging location" is not known, due to GPS data anomalies.

# EV Project Nissan Leaf Vehicle Summary Report



Region: Washington State

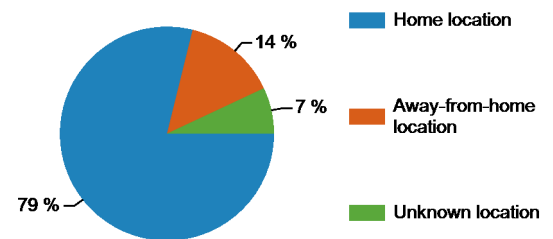
Number of vehicles: 480

Reporting period: January 2012 through March 2012

## Vehicle Usage

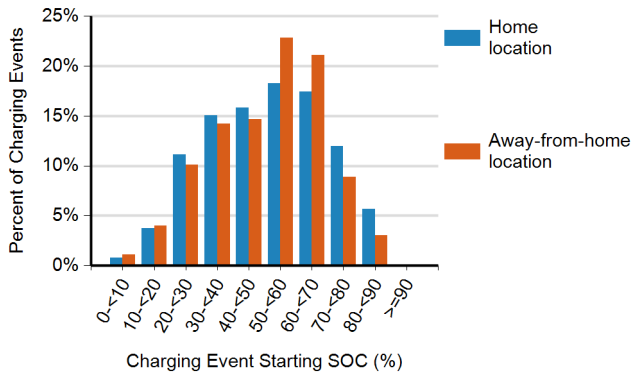
Number of trips <sup>1</sup>	118,549
Total distance traveled (mi)	780,252
Avg trip distance (mi)	6.6
Avg distance traveled per day when the vehicle was driven (mi)	27.6
Avg number of trips between charging events	3.6
Avg distance traveled between charging events (mi)	23.6
Avg number of charging events per day when the vehicle was driven	1.2

Frequency of Charging by Charging Location

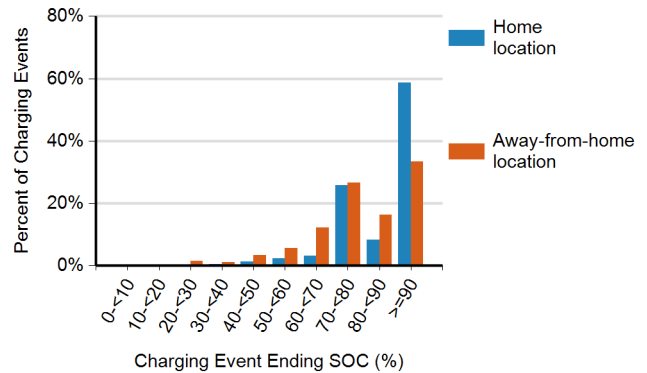


Charging Location and Type	Home charging location <sup>2</sup>	Away-from-home charging locations <sup>3</sup>	Unknown charging locations <sup>4</sup>
Number of charging events	26,060	4,680	2,306
Percent of all charging events	79%	14%	7%

Battery State of Charge (SOC) at the Start of Charging Events



Battery State of Charge (SOC) at the End of Charging Events



1 A trip is defined as all the driving done between consecutive "key-on" and "key-off" events when some distance was traveled.

2 Charging events at the "home charging location" refer to charging events performed at the location where the vehicle owner's home charging unit is installed.

3 Charging events at "away-from-home charging locations" refer to charging events performed at any location other than the vehicle's "home charging location."

4 Charging events at "unknown charging locations" were performed when the vehicle's location relative to its "home charging location" is not known, due to GPS data anomalies.